

Establishment of Trustee Areas and By-Trustee Area Method of Election



Presentation to the
Orange County Committee on School District Organization
April 19, 2022

About Us

- Savanna School District, established in 1904, is a small elementary school district comprised of four K-6 schools and approximately 1,850 students with about 50 preschoolers being served in state and privately-run preschools on our campuses. The district's attendance area includes portions of Anaheim, Buena Park, Cypress, and Stanton.
- Holder School received Distinguished Schools Award in 2014.
- All four schools received Gold Ribbon Awards in 2015.
- Cerritos School received Distinguished Schools Award in 2020.



▶ **COUNTY COMMITTEE ON
SCHOOL DISTRICT
ORGANIZATION**

SAVANNA SCHOOL DISTRICT

APRIL 2022



**COOPERATIVE
STRATEGIES**
ASSESS • PLAN • FUND • BUILD

▶ BACKGROUND

WHAT IS THE CALIFORNIA VOTING RIGHTS ACT (“CVRA”)?

- Took effect January 1, 2003.
- Prohibits the use of “at-large” elections when such an election system:

“impairs the ability of a protected class to elect candidates of its choice or its ability to influence the outcome of an election....”

-(Elections Code §14027.)

▶ WAIVER OF ELECTION

- Senate Bill 442 amended the Education Code, effective January 1, 2022, to authorize county committees to grant waivers of election requirements.
- Section 1 of SB 442 states that the purpose of the legislation is to make it easier for local agencies to adopt trustee area elections without a costly election in furtherance of the purposes of the California Voting Rights Act.
- The Board of Education received a demand letter alleging a violation of the California Voting Rights Act and the Board of Education wished to avoid costly litigation.
- The Board of Education of the Savanna School District also wishes to avoid a costly election and requests that the County Committee adopt a Resolution waiving an election in furtherance of the purposes of the California Voting Rights Act.

▶ TYPES OF ELECTIONS

AT-LARGE ELECTIONS

Candidates must reside within the District's boundaries and are elected by all the voters who reside in the District's boundaries (Education Code Section 5030(a)). This is the method of election currently used by Bonita Unified School District ("BUSD").

FROM-TRUSTEE AREA ELECTIONS

Candidates must reside in specific geographic areas within the District's boundaries called "Trustee Areas" but are elected by all the voters who reside in the District's boundaries (Education Code Section 5030(c)).

BY-TRUSTEE AREA ELECTIONS

Candidates must reside in specific Trustee Areas within the District's boundaries and are elected only by the voters who reside in the same Trustee Areas (Education Code Section 5030(b)). ***This method of election is the only method that is safe from challenge under the California Voting Rights Act.***

▶ TRUSTEE AREA PROCESS

DATE	ACTIVITY
November 16, 2021	Board Meeting: First Pre-Map Public Hearing and Presentation
December 14, 2021	Board Meeting: Second Pre-Map Public Hearing
December 14-20, 2021	Preparation of draft trustee area scenarios
December 21, 2021	Board Meeting: First Public Hearing on Trustee Area Scenarios
January 11, 2022	Board Meeting: Second Public Hearing on Trustee Area Scenarios
February 8, 2022	Board Meeting: Third Public Hearing on Trustee Area Scenarios (If Necessary)
March/April 2022	County Committee on School District Organization Holds a Public Hearing and Considers Approval of Change in Election Method and Trustee Area Map
November 8, 2022	First Election Held Utilizing Trustee Areas

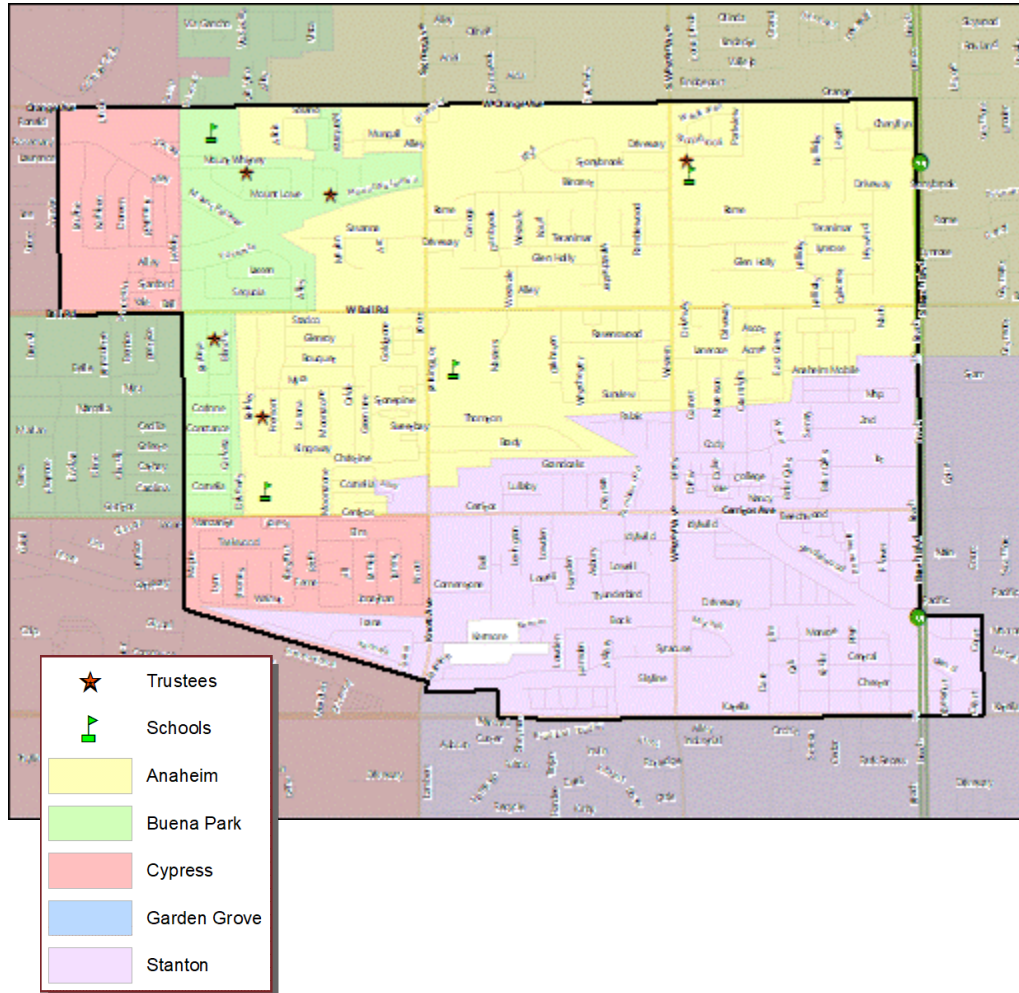
▶ DISTRICT DEMOGRAPHICS
2020 CENSUS DATA



- Final validated redistricting data was released by the California Department of Finance on September 27, 2021.
- This data showed changes in the area served by the District from 2010 to 2020, including:
 - Overall small population growth of almost 500 (1.6%)
 - Changes in the demographic composition, most notably, an increase in the proportional share of the total Hispanic/Latino and Asian population

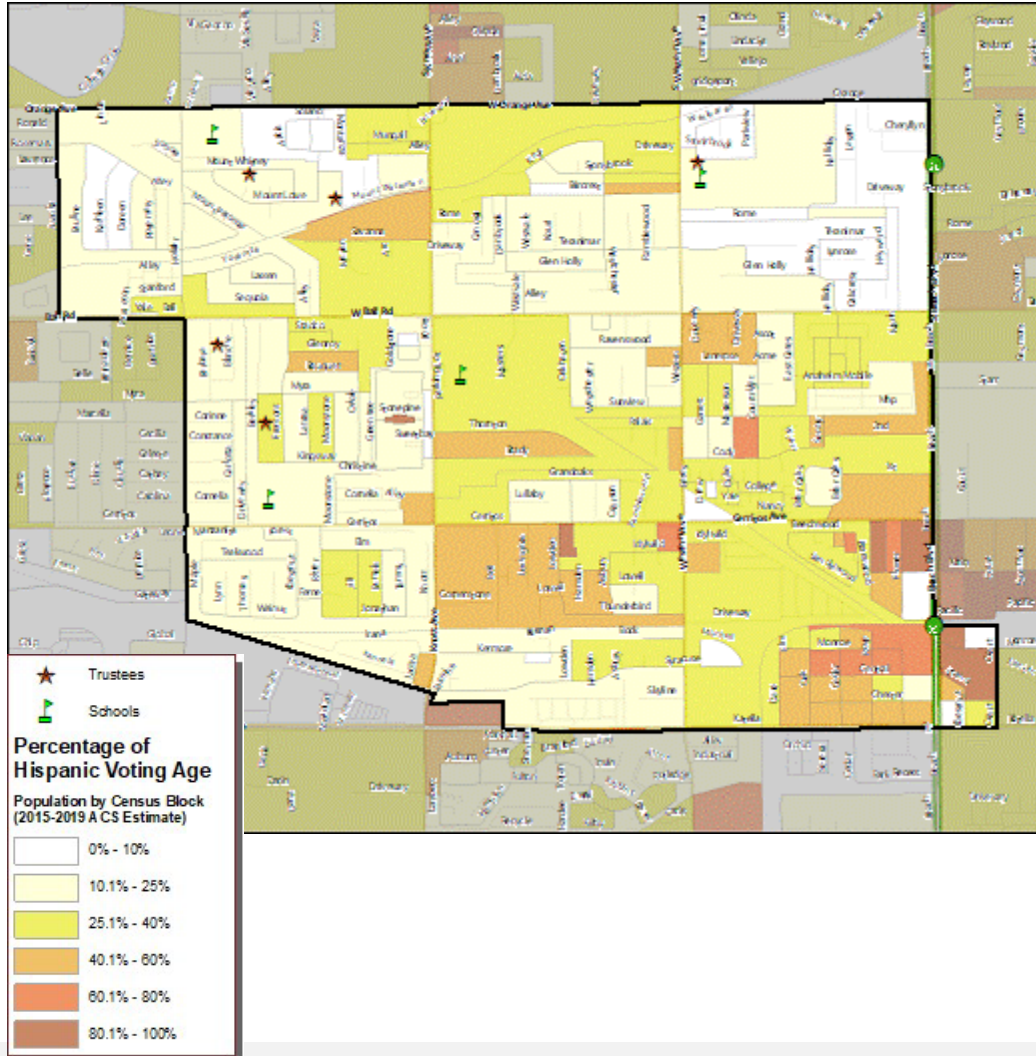
▶ DISTRICT DEMOGRAPHICS

TOTAL POPULATION AND 18 AND OVER



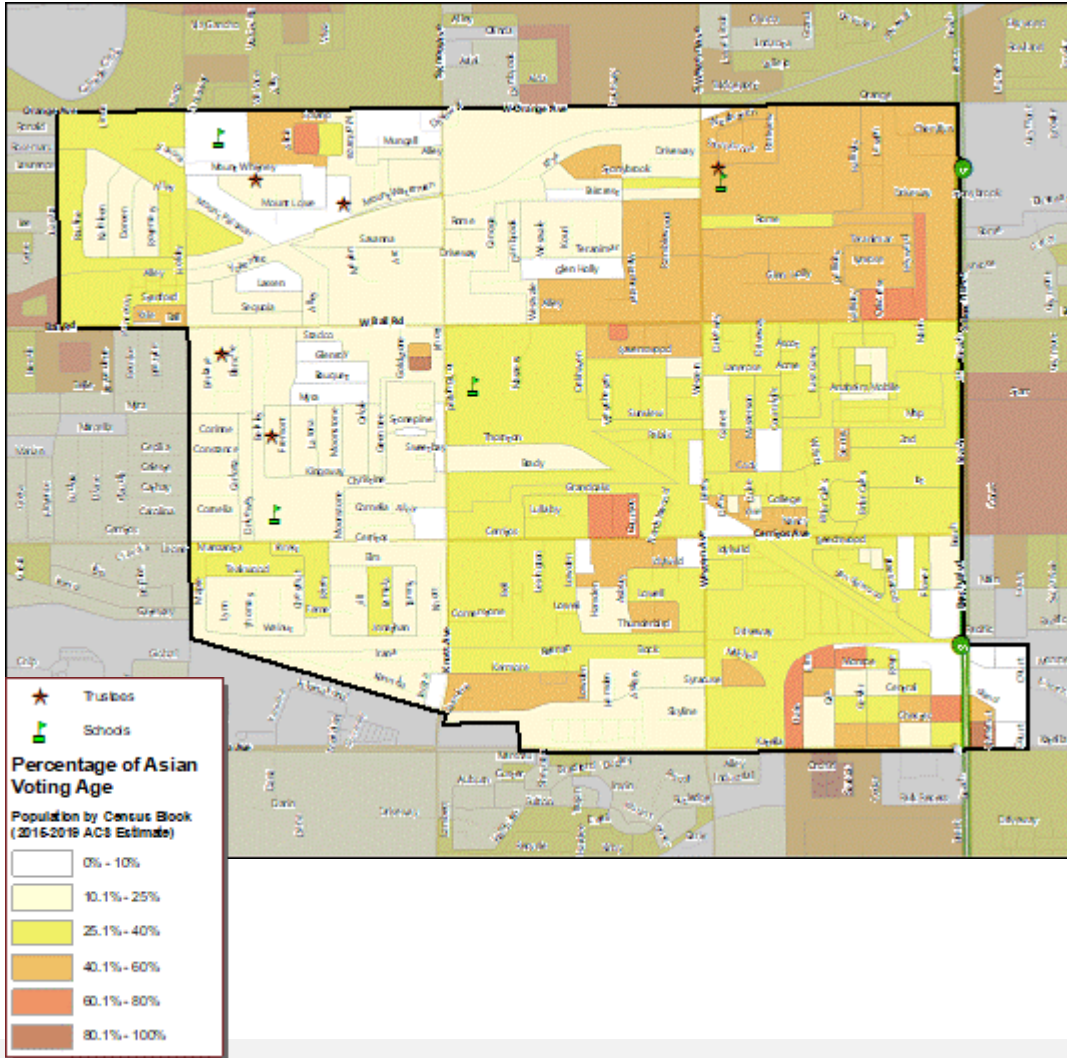
Population	Total Population		Age 18 and over	
	Total	%	Total	%
Hispanic/Latino	11,909	40.1%	8,555	36.5%
White	7,065	23.8%	6,255	26.7%
Black / African American	1,008	3.4%	827	3.5%
American Indian / Alaska Native	76	0.3%	53	0.2%
Asian	8,329	28.0%	6,787	29.0%
Native Hawaiian/ Pacific Islander	206	0.7%	176	0.8%
Two or More Races	144	0.5%	103	0.4%
Other	970	3.3%	653	2.8%
Total	29,707	100%	23,409	100%

► DISTRICT DEMOGRAPHICS
2020 CENSUS DATA - Percentage of Hispanic Voting Age



Population	2015-2019 CVAP	
	Total	%
Hispanic/Latino	5,025	27.4%
White	7,063	38.5%
Black / African American	603	3.3%
American Indian / Alaska Native	39	0.2%
Asian	5,130	27.9%
Native Hawaiian / Pacific Islander	191	1.0%
Two or More Races	307	1.7%
Total	18,358	100%

▶ DISTRICT DEMOGRAPHICS
2020 CENSUS DATA - Percentage of Asian Voting Age



Population	2015-2019 CVAP	
	Total	%
Hispanic/Latino	5,025	27.4%
White	7,063	38.5%
Black / African American	603	3.3%
American Indian / Alaska Native	39	0.2%
Asian	5,130	27.9%
Native Hawaiian / Pacific Islander	191	1.0%
Two or More Races	307	1.7%
Total	18,358	100%

▶ CONSIDERATIONS IN VOTING AREAS



Each area shall contain nearly equal number of inhabitants



Follow man-made and natural geographic features, as much as possible



Drawn to comply with the Federal Voting Rights Act



Respect incumbency, if possible



Compact and contiguous, as much as possible



Other local considerations



Respect communities of interest, as much as possible

▶ PRE-MAP PUBLIC HEARING
EXAMPLES OF FEEDBACK FOR MAPPING PROCESS

“I would like to keep Neighborhood X and Neighborhood Y in the same trustee area...”

I think:

- **Major Roads, Highways/Freeways**
- **All of Y community should be in one area**
- **Each elementary or middle school boundary should be in multiple/single areas**
- **Every trustee area should serve multiple school boundaries/sites**

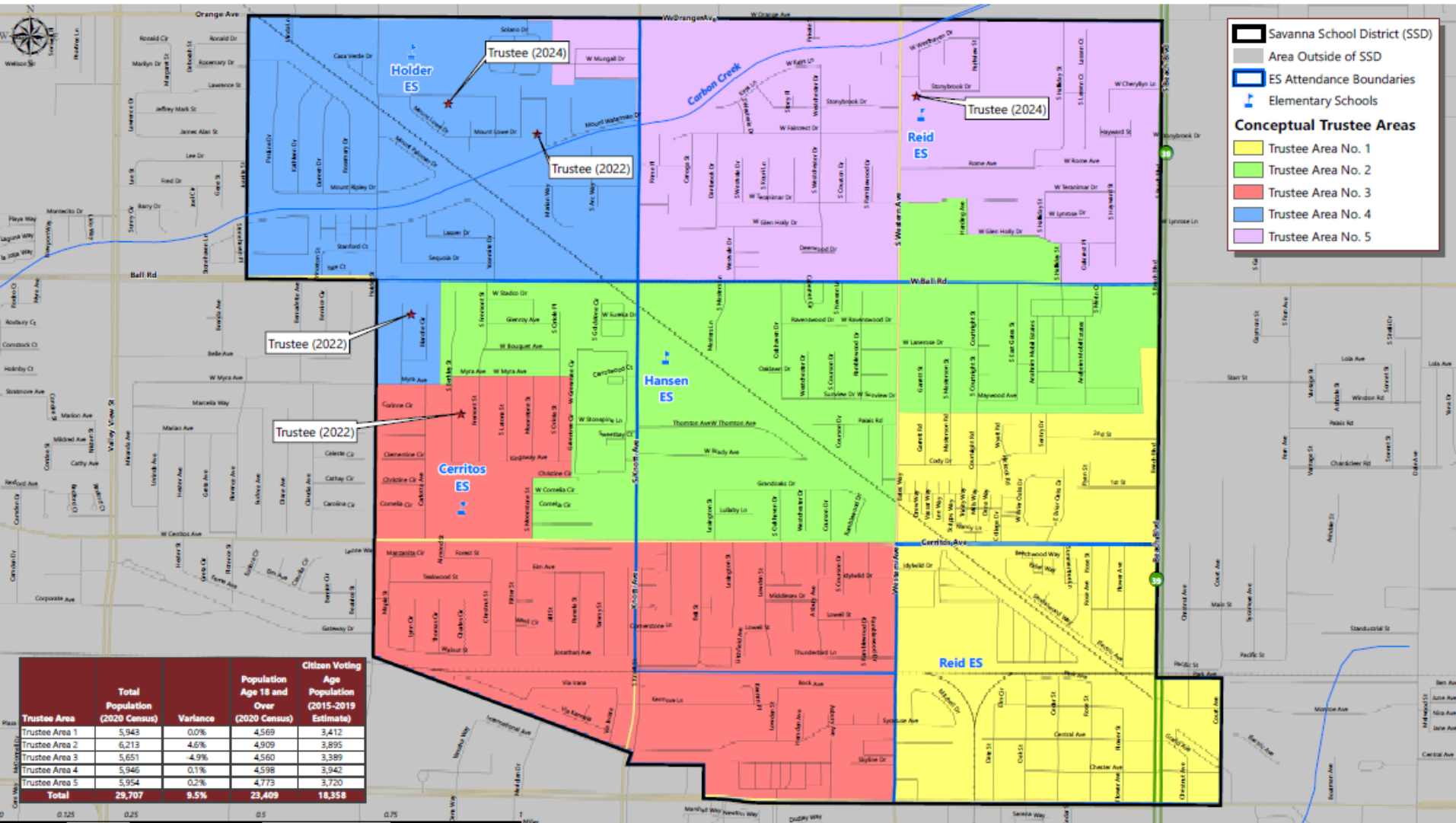
... may make sense as a trustee area boundary because ...

- **It keeps communities together**
- **It provides good representation**

▶ HOW SHOULD LINES BE DRAWN?

▶ ADOPTED TRUSTEE AREAS

SCENARIO 3 – SHOWING ATTENDANCE BOUNDARIES VS TRUSTEE AREAS



► SCENARIO 3 DEMOGRAPHICS

Total Population:	29,707	Ideal Trustee Area Size:	5,941	Variance:	9.5%
--------------------------	---------------	---------------------------------	--------------	------------------	-------------

TRUSTEE AREA	Trustee Area 1		Trustee Area 2		Trustee Area 3		Trustee Area 4		Trustee Area 5	
	TP*	CVAP**	TP	CVAP	TP	CVAP	TP	CVAP	TP	CVAP
Population	5,943	3,412	6,213	3,895	5,651	3,389	5,946	3,942	5,954	3,720
Population Variance	0.0%	N/A	4.6%	N/A	-4.9%	N/A	0.1%	N/A	0.2%	N/A
Hispanic/Latino	51.0%	38.4%	39.3%	27.5%	35.4%	28.7%	39.1%	25.9%	35.5%	17.6%
White	14.9%	24.7%	25.8%	39.0%	28.9%	41.6%	23.4%	44.4%	26.1%	41.4%
Black/African American	3.0%	1.0%	3.0%	3.0%	2.1%	2.9%	5.5%	4.1%	3.4%	5.1%
American Indian/Alaska Native	0.1%	0.0%	0.2%	0.0%	0.2%	0.0%	0.4%	0.7%	0.3%	0.3%
Asian	27.0%	34.1%	27.1%	29.4%	28.7%	25.1%	27.3%	20.5%	30.2%	31.3%
Native Hawaiian/Other Pacific Islander	0.7%	0.0%	0.6%	0.0%	0.6%	0.0%	0.5%	2.3%	1.0%	2.7%
Other	0.6%	0.0%	0.5%	0.0%	0.3%	0.1%	0.4%	0.1%	0.6%	0.1%
Two or More Races	2.8%	1.8%	3.6%	1.1%	3.8%	1.7%	3.4%	2.1%	2.8%	1.7%

*Total Population; Source: Redistricting Database for California, Published by Statewide Database on September 27, 2021

**Citizen Voting Age Population (CVAP); Source: American Community Survey, 2015-2019 Data

▶ ADOPTED TRUSTEE AREAS
ELECTION SEQUENCING

1. Trustee Area 1-(2022): Vacant.
2. Trustee Area 2-(2022): Vacant.
3. Trustee Area 3-(2022): Incumbent John Shook may run for re-election in 2022.
4. Trustee Area 4-(2024): Incumbents Linda Weinstock (2022), Edward Erdtsieck (2022), and Chris Brown (2024) reside in Trustee Area 4. Incumbents Weinstock and Erdtsieck will automatically go off the Board and Incumbent Brown may run for re-election in 2024.
5. Trustee Area 5 (2024): Incumbent Tina Karanick may run for re-election in 2024.

A row of yellow school buses is parked in a grassy field under a cloudy sky. A large, stylized, semi-transparent 'S' graphic is overlaid on the image, framing the word 'QUESTIONS' in the center.

QUESTIONS