

# Transitioning To A By-Trustee Area Election Method

Placentia-Yorba Linda Unified School District  
Wednesday, January 31, 2018





# District Mission, Vision, Core Values

## MISSION

We hold high expectations for all students through rigorous and relevant educational experiences that challenge them to become responsible, ethical, and engaged citizens.

## CORE VALUES

### Excellence



### Collaboration



# District Mission, Vision, Core Values

## MISSION

We hold high expectations for all students through rigorous and relevant educational experiences that challenge them to become responsible, ethical, and engaged citizens.


## CORE VALUES

### Integrity




### Innovation





# The New Elections Methodology


- The PYLUSD Board of Education's leadership will continue to be student-centered with an unwavering commitment to preparing students for success now and in the future
- The transition process has been clear and concise, transparent, and accessible to all
- The public was educated about the district's transition to by-trustee area voting not only through informal community meetings and public hearings, but also through consistent and extensive public outreach strategies



# Transition Timeline

Date	Event
July 11, 2017	<ul style="list-style-type: none"> <li>• <b>Adopted Resolution No. 4</b>, Intent to Initiate the Process of Establishing Trustee Areas and Elections By-Trustee Areas</li> </ul>
August 2, 2017	<ul style="list-style-type: none"> <li>• Opened and published Google Form titled, "PYLUSD By-Trustee Area Transition Comments/Questions Form" to the public</li> </ul>
August 8, 2017	<ul style="list-style-type: none"> <li>• Presented information regarding the district's transition to by-trustee area voting during <b>Community Information Night #1</b> in the PYLUSD Board Room at 5:30 p.m.</li> </ul>
August 15, 2017	<ul style="list-style-type: none"> <li>• <b>Public Hearing No. 1</b> took place during the regularly scheduled Board of Education meeting in the PYLUSD Board Room at 7:00 p.m.</li> </ul>
August 22, 2017	<ul style="list-style-type: none"> <li>• Presented information regarding the district's transition to by-trustee area voting during <b>Community Information Night #2</b> at Yorba Linda High School at 5:30 p.m.</li> </ul>
August 24, 2017	<ul style="list-style-type: none"> <li>• Presented information regarding the district's transition to by-trustee area voting during <b>Community Information Night #3</b> at Valencia High School at 5:30 p.m.</li> </ul>


-continued-



# Transition Timeline

Date	Event
September 12, 2017	<ul style="list-style-type: none"> <li>• <b>Public Hearing No. 2</b> took place during the regularly scheduled Board of Education meeting in the PYLUSD Board Room at 7:00 p.m.</li> <li>• <b>Adopted Resolution No. 9</b>, Resolution Establishing Criteria for Developing Trustee Area Boundaries, for the demographer to consider in preparing maps</li> </ul>
October 3, 2017	<ul style="list-style-type: none"> <li>• <b>Draft maps were published</b> online and in-person at two locations open to the public (PYLUSD Board Room and Professional Development Academy)</li> </ul>
October 10, 2017	<ul style="list-style-type: none"> <li>• <b>Public Hearing No. 3</b> took place during the regularly scheduled Board of Education meeting in the PYLUSD Board Room at 7:00 p.m.</li> </ul>
October 11, 2017 – November 6, 2017	<ul style="list-style-type: none"> <li>• <b>Presented draft maps</b> and solicited feedback with various stakeholder groups throughout the district</li> </ul>

-continued-




# Transition Timeline

Date	Event
November 7, 2017	<ul style="list-style-type: none"><li>• <b>Public Hearing No. 4</b> took place during the regularly scheduled Board of Education meeting in the PYLUSD Board Room at 7:00 p.m.</li><li>• A <b>Public Hearing</b> was held regarding the transition from an at-large electoral system to a by-trustee area electoral system</li><li>• A <b>Public Hearing</b> was held regarding the submission of a State Board of Education request to waive election requirements of Education Code Sections 5019-5021 and 5030 for the establishment of trustee areas and adoption of by-trustee area elections</li><li>• <b>Adopted Resolution No. 15</b>, Resolution Approving a Trustee Area Map and Proposed Sequence of Elections, and Authorizing the Presentation of the Selected Map to the Orange County Committee on School District Organization</li><li>• <b>Adopted Resolution No. 16</b>, Resolution Authorizing Submission of State Board of Education Request to Waive Election Requirements of Education Code Sections 5019-5021 and 5030 for the Establishment of Trustee Areas and Adoption of By-Trustee Area Elections</li></ul>
December 6, 2017	<ul style="list-style-type: none"><li>• District submitted waiver request to waive Ed. Code requirement to hold a districtwide election to establish by-trustee area elections</li></ul>
January 31, 2018	<ul style="list-style-type: none"><li>• Orange County Committee on School District Organization meeting</li></ul>



# Public Outreach

- District Website: ([www.pylusd.org/bytrusteearea/](http://www.pylusd.org/bytrusteearea/))
- Email to All-Families and All-Staff
- Posted Announcements
- Social Media Posts
- Local News Media
- Public Hearing Notices



# Public Outreach: District Website

([www.pylusd.org/bytrusteearea/](http://www.pylusd.org/bytrusteearea/))

A dedicated district webpage regarding the transition was regularly updated and offered information regarding the process, important dates, maps, data, and much more

## Transition to By-Trustee Area Electoral System



### Overview

On July 11, 2017, the PYLUSD Board of Education adopted Resolution No. 4, Intent to Initiate the Process of Establishing Trustee Areas and Elections By-Trustee Areas. Prior to the 2018 General Election, PYLUSD will transition from an "at-large" method of election to a "by-trustee" area electoral system.

Under an at-large method of election, registered voters within the school district's boundaries can vote for all Governing Board candidates. To be eligible in an at-large election, Governing Board candidates are required to reside anywhere within district boundaries. Under a by-trustee area electoral system, Governing Board candidates must reside within their own trustee area and are elected only by registered voters of that same trustee area.

Following three informative community information nights and two successful public hearings, the PYLUSD Governing Board of Education adopted a resolution that established criteria for developing trustee area maps on Tuesday, September 12, 2017.

With the adoption of this resolution, the district's retained demographer, National Demographics Corporation (NDC), initiated the process in creating proposed trustee area maps. The district's proposed trustee area maps will be available for public viewing beginning Tuesday, October 3, 2017, at [www.pylusd.org/bytrusteearea/](http://www.pylusd.org/bytrusteearea/). The maps will also be on public display at the Placentia-Yorba Linda Unified School District office near the Board Room (1301 E. Orangethorpe Ave., Placentia, CA 92870) and at the Professional Development Academy (4999 Casa Loma Ave., Yorba Linda, CA 92886). As a reminder, these maps will not impact school attendance boundaries.

In moving forward, the district will hold two additional public hearings in order to collect community feedback on proposed trustee area maps. These public hearings will take place in the PYLUSD Board Room on the following dates:

- Public Hearing #3 - Tuesday, October 10, 2017 at 7:00 p.m.
- Public Hearing #4 - Tuesday, November 7, 2017 at 7:00 p.m.

If you are unable to attend a public hearing, but wish to submit questions or feedback regarding one or more of the trustee area maps, please fill out the district's Google form below titled, "PYLUSD PYLUSD Proposed Trustee Area Maps Feedback Form."

Following the fourth public hearing on November 7, the PYLUSD Governing Board of Education will select and adopt one map to submit to the Orange County Committee on School District Organization and the California State Board of Education for final approval. Once the map is approved by both committees, by-trustee area voting will be in place for the 2018 General Election on Tuesday, November 6, 2018.

Message from the Board

Board Members

Board Meeting Dates

Board Meeting Agendas

Board Meeting Minutes

Board Highlights

Addressing the Board

Board Policies

**Transition to By-Trustee Area Electoral System**

Comentario Publico Para La Junta Directiva

### Letters from Superintendent, Dr. Greg Plutko

(1) Superintendent's Letter Regarding Transition to By-Trustee Area Electoral System 8-2-17

(2) Superintendent's Letter - Update Regarding Transition to By-Trustee Area Electoral System 9-19-17

**\*As a reminder, these maps do not impact school attendance boundaries.**

Should you require assistance submitting proposed trustee area map feedback, please call the PYLUSD Communications Office at (714) 985-8402.



# Public Outreach: District Website

([www.pylusd.org/bytrusteearea/](http://www.pylusd.org/bytrusteearea/))

Two Google forms were published on the website for individuals to submit questions, comments, and feedback regarding the process

## PYLUSD By-Trustee Area Transition Comments/Questions Form

In alignment with PYLUSD Advantage Focus Area 3.0, Engaged Community, the Placentia-Yorba Linda Unified School District (PYLUSD) Board of Education appreciates comments and/or questions regarding the district's transition from an "at-large" method of election to a "by-trustee" area electoral system and proposed trustee area maps.

The comments and/or questions submitted to this form will not be posted publicly and will only be distributed to appropriate district personnel.

\* Required

Email address \*

Your email

First name \*

Your answer

Last name \*

Your answer

## PYLUSD Proposed Trustee Area Maps Feedback Form

In alignment with PYLUSD Advantage Focus Area 3.0, Engaged Community, the Placentia-Yorba Linda Unified School District (PYLUSD) Board of Education appreciates feedback regarding the district's proposed trustee area maps. The feedback submitted to this form will not be publicly posted and will only be distributed to appropriate district personnel.

\*THESE MAPS DO NOT IMPACT ATTENDANCE BOUNDARIES.

\* Required

Email address \*


Your email

First name \*

Your answer

Last name \*

Your answer



# Public Outreach: Letter to Families/Staff

([www.pylusd.org/bytrusteearea/](http://www.pylusd.org/bytrusteearea/))



## PLACENTIA-YORBA LINDA UNIFIED SCHOOL DISTRICT

1301 E. Orangethorpe Avenue  
Placentia, CA 92870  
[www.pylusd.org](http://www.pylusd.org)

Greg Plutko, Ed.D.  
Superintendent

Board of Education  
Carrie Buck  
Judith Carmona  
Carol Downey  
Karin Freeman  
Eric Padgett

August 2, 2017

Dear PYLUSD Community,

I am writing to provide you with information regarding an upcoming transition led by the Placentia-Yorba Linda Unified School District (PYLUSD) Governing Board of Education.

On July 11, 2017, the PYLUSD Board of Education adopted Resolution No. 4, Intent to Initiate the Process of Establishing Trustee Areas and Elections By-Trustee Areas. Prior to the 2018 General Election, PYLUSD will transition from an "at-large" method of election to a "by-trustee" area electoral system.

Under an at-large method of election, registered voters within the school district's boundaries can vote for all Governing Board candidates. To be eligible in an at-large election, Governing Board candidates are required to reside anywhere within district boundaries. Under a by-trustee area electoral system, Governing Board candidates must reside within their own trustee area and are elected only by registered voters of that same trustee area.

In alignment with PYLUSD Advantage Focus Area 3.0, Engaged Community, the PYLUSD Board of Education will hold three community information nights and four public hearings to discuss the by-trustee area electoral system transition and trustee area maps. The first two public hearings will be held prior to the creation of the maps in order to collect community comments and feedback on criterion. The second two public hearings will be held following the creation of the maps in order to collect community feedback on proposed trustee areas. Following these four public hearings, the Board of Education will select one map to submit for approval to the Orange County Committee on School District Organization. If the Committee approves the change, by-trustee area voting will be in place for the 2018 General Election on Tuesday, November 6, 2018.

The dates, times, and locations of the upcoming community information nights and public hearings are included below. If you are unable to attend a community information night or public hearing, but wish to learn more or submit comments/questions regarding the by-trustee area electoral system transition or maps, please reference the FAQs below or visit [www.pylusd.org/bytrusteearea/](http://www.pylusd.org/bytrusteearea/).

On behalf of the PYLUSD Governing Board of Education, I thank you for your support throughout this process.

Sincerely,

Gregory S. Plutko, Ed.D.  
Superintendent

Preparing Every Student For Success Now And In The Future



## PLACENTIA-YORBA LINDA UNIFIED SCHOOL DISTRICT

1301 E. Orangethorpe Avenue  
Placentia, CA 92870  
[www.pylusd.org](http://www.pylusd.org)

Greg Plutko, Ed.D.  
Superintendent

Board of Education  
Carrie Buck  
Judith Carmona  
Carol Downey  
Karin Freeman  
Eric Padgett

RE: Transition to By-Trustee Area Electoral System

September 19, 2017

Dear PYLUSD Community,

On behalf of the Placentia-Yorba Linda Unified School District (PYLUSD) Governing Board of Education, I would like to thank you for your participation and input regarding the district's transition to by-trustee area voting thus far.

Following three informative community information nights and two successful public hearings, the PYLUSD Governing Board of Education adopted a resolution that established criteria for developing trustee area maps on Tuesday, September 12, 2017.

With the adoption of this resolution, the district's retained demographer, National Demographics Corporation (NDC), initiated the process in creating proposed trustee area maps. The district's proposed trustee area maps will be available for public viewing beginning Tuesday, October 3, 2017, at [www.pylusd.org/bytrusteearea/](http://www.pylusd.org/bytrusteearea/). The maps will also be on public display at the Placentia-Yorba Linda Unified School District office near the Board Room (1301 E. Orangethorpe Ave., Placentia, CA 92870) and at the Professional Development Academy (4999 Casa Loma Ave., Yorba Linda, CA 92886). As a reminder, these maps will not impact school attendance boundaries.

In moving forward, the district will hold two additional public hearings in order to collect community feedback on proposed trustee area maps. These public hearings will take place in the PYLUSD Board Room on the following dates:

- Public Hearing #3 – Tuesday, October 10, 2017 at 7:00 p.m.
- Public Hearing #4 – Tuesday, November 7, 2017 at 7:00 p.m.

If you are unable to attend a public hearing, but wish to submit questions or feedback regarding one or more of the trustee area maps, please fill out the district's Google form titled, "PYLUSD By-Trustee Area Transition Comments/Questions Form," at [www.pylusd.org/bytrusteearea/](http://www.pylusd.org/bytrusteearea/).


Following the fourth public hearing on November 7, the PYLUSD Governing Board of Education will select and adopt one map to submit to the Orange County Committee on School District Organization and the California State Board of Education for final approval. Once the map is approved by both committees, by-trustee area voting will be in place for the 2018 General Election on Tuesday, November 6, 2018.

Once again, I thank you for your participation as our Governing Board leads this thoughtful transition.

Sincerely,

Gregory S. Plutko, Ed.D.  
Superintendent

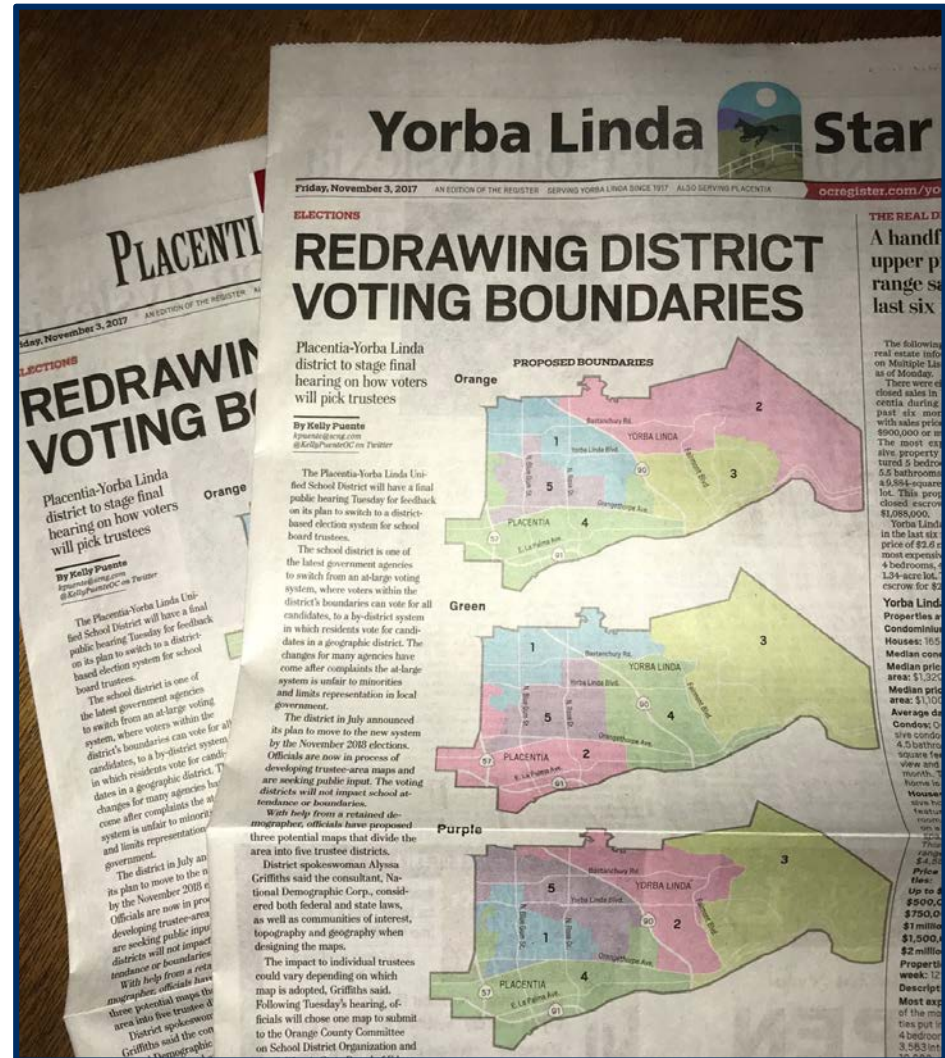
Preparing Every Student For Success Now And In The Future



# Public Outreach: Local News Media

([www.pylusd.org/bytrusteearea/](http://www.pylusd.org/bytrusteearea/))

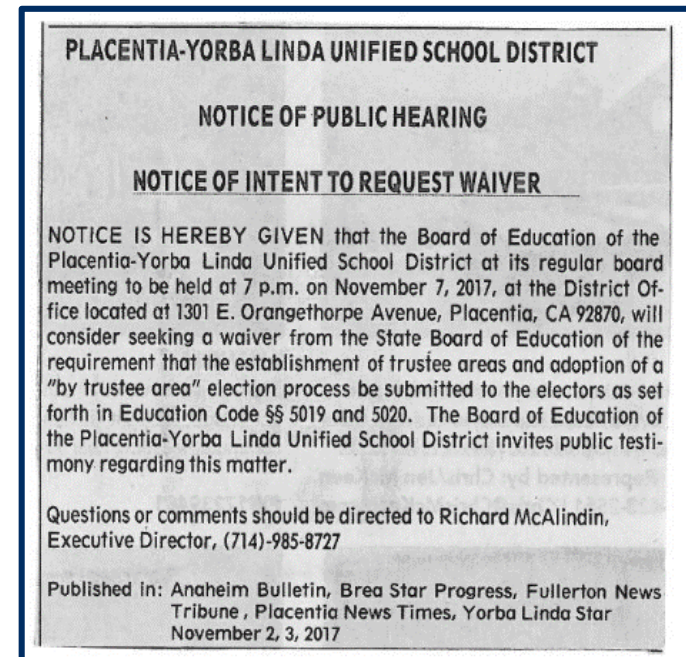
Information regarding the district's transition to by-trustee area voting was regularly reported on by local news media





# Public Outreach: Public Hearing Notices


Public Hearing notices regarding the district's transition to by-trustee area voting were regularly published at various district and local community sites, as well as in the local newspapers






# Stakeholder Groups Consulted

Date	Group
October 16, 2017	<ul style="list-style-type: none"><li>Placentia Linda Unified Managers (PLUM)</li></ul>
October 25, 2017	<ul style="list-style-type: none"><li>Teacher Advisory Council (TAC)</li></ul>
October 30, 2016	<ul style="list-style-type: none"><li>Superintendent's Community Advisory Council (SCAC)</li></ul>
November 1, 2017	<ul style="list-style-type: none"><li>Placentia-Yorba Unified Council of PTAs/PTSAs</li><li>Association of Placentia-Linda Educators (APLE)</li></ul>
November 6, 2017	<ul style="list-style-type: none"><li>District English Learner Advisory Committee (DELAC)</li></ul>
November 7, 2017	<ul style="list-style-type: none"><li>California School Employees Association (CSEA) Chapter #293</li></ul>



# Preparing the Draft Trustee Area Maps


- The maps were prepared in alignment with the criteria set forth in Resolution No. 9
- Following feedback received at the first two Public Hearings, three draft map options were prepared
- Maps were prepared to constitute the best available options within the confines of the law
- All maps were created with minority-majority trustee areas



# Preparing the Draft Trustee Area Maps

## *(continued)*


- All maps are population-balanced, contiguous, and follow the requirements of Section 2 of the Federal Voting Rights Act
- Each map has a Trustee Area that is majority-Latino by eligible voters in the western portion of the district. Each map also avoids diluting the Asian vote in central Placentia and north Yorba Linda/Brea
- Following feedback received, the maps divide the communities of Anaheim, Fullerton, Placentia, and Yorba Linda as much as feasible, particularly in creating areas that include portions of both the former Placentia and Yorba Linda school districts



# Preparing the Draft Trustee Area Maps

## *(continued)*

- Following feedback received, the maps minimize the number of school attendance areas kept wholly within one trustee area and ensure that each Trustee will have portions of multiple attendance areas




# PYLUUSD Demographic Data

**Placentia-Yorba Linda Unified School District**

Race/Ethnic Profile	Count	Percent	ACS Profile	Count	Percent
Total Population	159,282		ACS Total Population	166,482	5%
Latino	46,312	29%	Age 0 - 19	43,115	26%
NH White	82,541	52%	Age 20 - 60	92,745	56%
NH Black/African-American	3,148	2%	Age 60+	30,622	18%
NH Native American	774	0%			
NH Asian-American	25,040	16%	Immigrant	40,701	24%
NH Pacific Islander	328	0%	Naturalized (pct of total immigrants)	21,794	54%
NH Other	431	0%	Age 5+	156,434	
NH Multi-Race	708	0%	Speak English at home	101,176	65%
Voting Age Population total	119,955		Speak Spanish at home	30,804	20%
VAP Latino	30,698	26%	Speak an Asian language at home	15,824	10%
VAP NH White	66,409	55%	Speak other language at home	8,630	6%
VAP NH Black/African-American	2,359	2%	Speak English only "well" or less	21,693	14%
VAP NH Native American	596	0%	Age 25+	109,795	
VAP NH Asian-American	18,874	16%	Age 25+, no HS degree	12,038	11%
VAP NH Pacific Islander	244	0%	Age 25+, HS degree (only)	52,810	48%
VAP NH Other	299	0%	Age 25+, bachelor degree (only)	28,995	26%
VAP NH Multi-Race	476	0%	Age 25+, graduate degree (only)	15,951	15%

Citizen VAP total	109,532		Households	53,120	
CVAP Latino	24,001	22%	Child under 18 in Household	18,365	35%
CVAP NH White	64,213	59%	Income \$0-25k	6,863	13%
CVAP NH African-American	2,062	2%	Income \$25-50k	7,964	15%
CVAP NH Asian & Pacific Islander	18,118	17%	Income \$50-75k	7,962	15%
CVAP Other	1,138	1%	Income \$75-200k	23,778	45%
Voter Registration (Nov. 2014)	83,362		Income \$200k+	6,552	12%
Latino Reg.	15,296	18%	Housing units	55,338	
Asian-Sumamed Reg.	7,187	9%	Single-Family	40,609	73%
Filipino-Sumamed Reg.	958	1%	Multi-Family	14,729	27%
Est. NH White Reg.	57,561	69%	Vacant	2,218	4%
Est. African-Amer. Reg.	1,194	1%	Occupied	53,120	96%
Democratic Reg.	21,884	26%	Rented	17,514	33%
Republican Reg.	40,730	49%	Owned	35,606	67%
Other/No Party Reg.	20,748	25%			
Voters Casting Ballots (Nov. 2014)	37,779	45%	Voters Casting Ballots (Nov. 2012)	69,216	71%
Latino voters	4,737	13%	Latino voters	11,081	16%
Asian-Sumamed voters	2,539	7%	Asian-Sumamed voters	5,123	7%
Filipino-Sumamed voters	311	1%	Filipino-Sumamed voters	716	1%
Est. NH White voters	29,081	77%	Est. NH White voters	50,282	73%
Est. African-Amer. Reg.	523	1%	Est. African-Amer. Reg.	1,004	1%
Democratic voters	9,335	25%			
Republican voters	22,040	58%			
Other/No Party voters	6,404	17%			

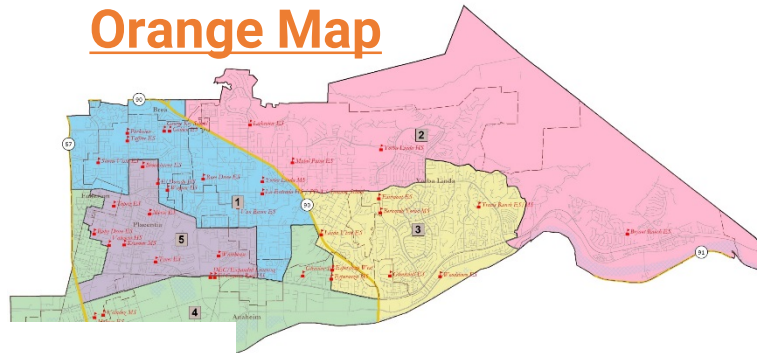
Sources: 2010 Census, California Statewide Database (2012 and 2014 November elections), 2011-2015 American Community Survey Special Tabulation of Citizen Voting Age data, and 2011-2015 American Community Survey data. "Latino" registration and turnout numbers are Spanish-surnamed data adjusted with US Census



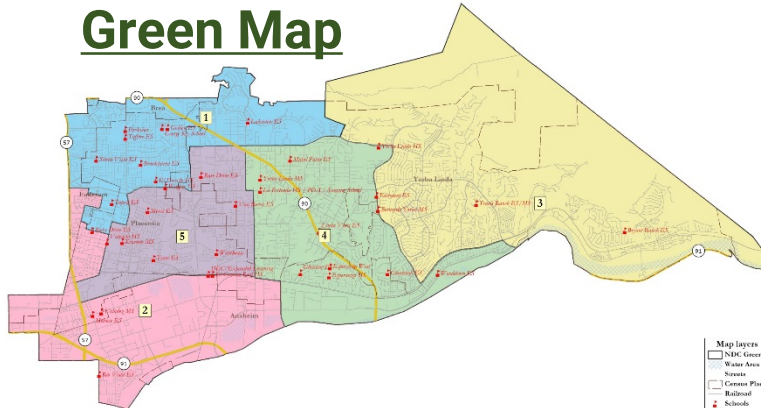
# Draft Trustee Area Maps

On October 3, 2017, three draft trustee area maps were published. These maps are identified by specific colors including **Green Map**, **Orange Map**, and **Purple Map**.

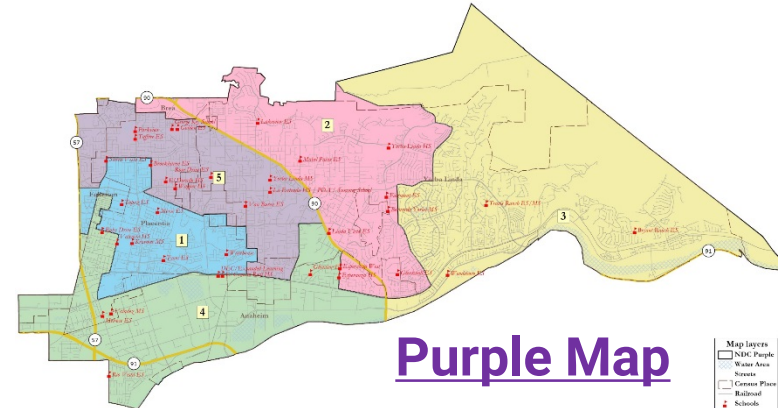
Orange Map




Green Map



Purple Map

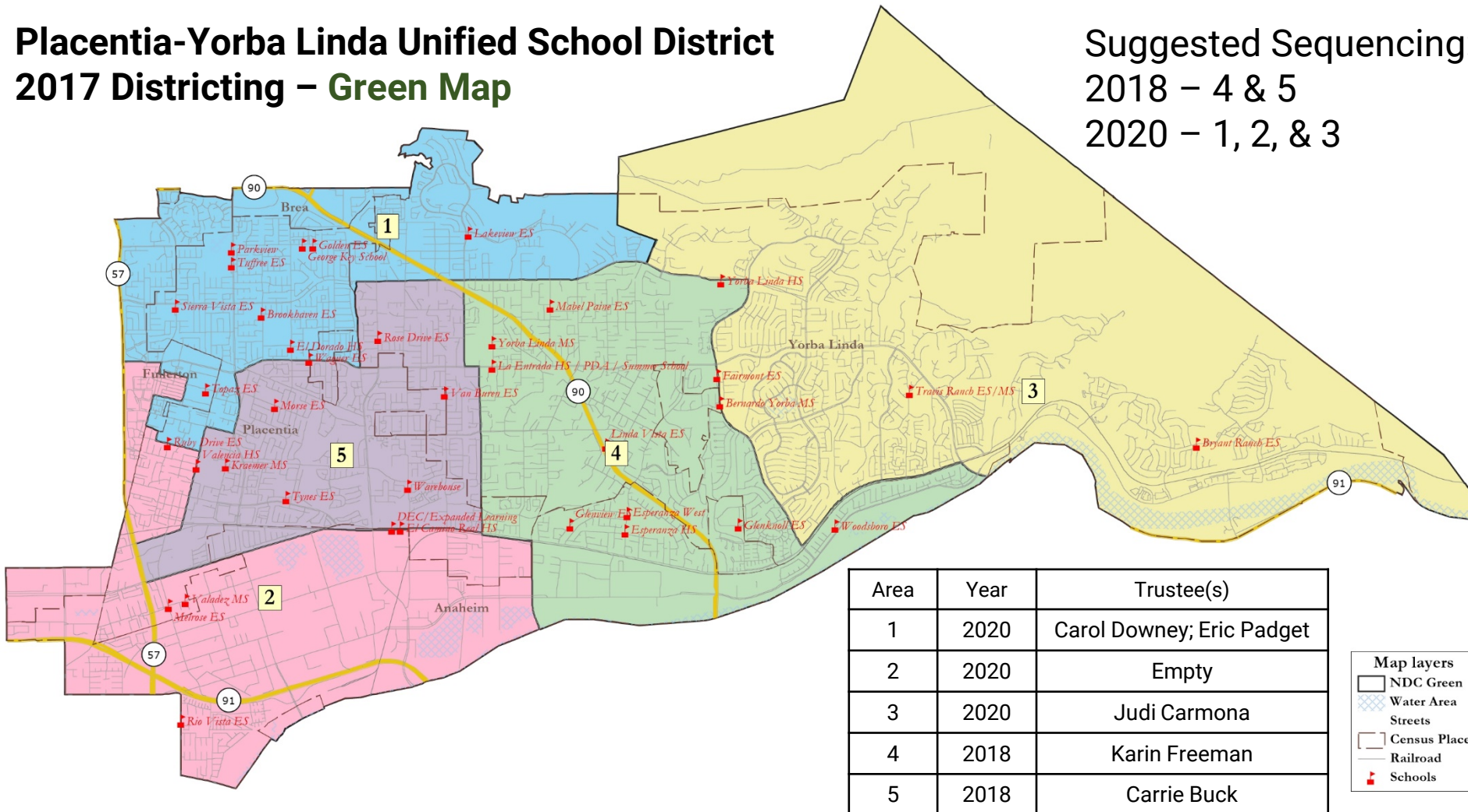




# Board Adopted Trustee Area Green Map

## Placentia-Yorba Linda Unified School District 2017 Districting – Green Map

Suggested Sequencing:  
2018 – 4 & 5  
2020 – 1, 2, & 3



# Trustee Area Green Map Demographic Data


Placentia-Yorba Linda USD - NDC Green Map							
District		1	2	3	4	5	Total
	Total Pop	31,830	31,164	32,357	31,977	31,954	159,282
	Deviation from ideal	-26	-692	501	121	98	1,193
	% Deviation	-0.08%	-2.17%	1.57%	0.38%	0.31%	3.75%
Total Pop	% Hisp	19%	73%	13%	21%	22%	29%
	% NH White	57%	17%	66%	65%	53%	52%
	% NH Black	2%	2%	1%	2%	2%	2%
	% Asian-American	21%	7%	19%	11%	21%	16%
	Total	24,836	21,736	24,486	24,088	24,809	119,955
Voting Age Pop	% Hisp	17%	67%	11%	18%	19%	26%
	% NH White	60%	21%	68%	68%	56%	55%
	% NH Black	2%	2%	1%	2%	2%	2%
	% Asian-American	20%	8%	18%	11%	21%	16%
	Total	23,747	14,543	24,585	23,318	23,339	109,532
Citizen Voting Age Pop	% Hisp	16%	54%	14%	18%	20%	22%
	% NH White	61%	31%	65%	69%	56%	59%
	% NH Black	3%	3%	1%	1%	2%	2%
	% Asian/Pac.Isl.	19%	12%	19%	10%	21%	17%
	Total	17,910	8,115	20,790	18,553	17,994	83,362
Voter Registration (Nov 2014)	%Spanish-Surnamed	15%	45%	10%	14%	16%	16%
	% Asian-Surnamed	10%	6%	9%	6%	11%	9%
	% Filipino-Surnamed	1%	1%	1%	1%	1%	1%
	Total	8,372	2,390	10,112	8,725	8,179	37,779
Voter Turnout (Nov 2014)	%Spanish-Surnamed	11%	34%	8%	10%	12%	11%
	% Asian-Surnamed	8%	7%	8%	4%	7%	7%
	% Filipino-Surnamed	1%	1%	1%	1%	1%	1%
	Total	15,392	5,519	18,113	15,335	14,857	69,216
Voter Turnout (Nov 2012)	%Spanish-Surnamed	13%	41%	9%	12%	14%	14%
	% Asian-Surnamed	8%	5%	8%	5%	9%	7%
	% Filipino-Surnamed	1%	1%	1%	1%	1%	1%
	Total	33,919	32,289	33,787	33,091	33,396	166,482
ACS Pop. Est.	age0-19	25%	29%	26%	25%	25%	26%
Age	age20-60	56%	60%	54%	55%	53%	56%
	age60plus	19%	11%	20%	20%	22%	18%

Immigration	immigrants	22%	38%	20%	18%	24%	24%
	naturalized	52%	32%	79%	63%	60%	54%
Language spoken at home	english	70%	35%	75%	77%	64%	65%
	spanish	12%	53%	6%	11%	18%	20%
	asian-lang	13%	7%	12%	7%	12%	10%
	other lang	6%	4%	7%	4%	6%	6%
Language Fluency	Speaks Eng. "Less than Very Well"	12%	29%	8%	8%	13%	14%
Education (among those age 25+)	hs-grad	50%	47%	40%	52%	51%	48%
	bachelor	28%	16%	35%	27%	25%	26%
	graduatedegree	15%	6%	21%	15%	13%	15%
Child in Household	child-under18	32%	37%	37%	34%	33%	35%
Work (percent of pop age 16+)	employed	62%	65%	64%	62%	61%	63%
	Commute on Public Transit	2%	4%	1%	1%	1%	2%
Household Income	income 0-25k	15%	24%	4%	10%	14%	13%
	income 25-50k	15%	25%	10%	14%	14%	15%
	income 50-75k	15%	21%	11%	16%	14%	15%
	income 75-200k	44%	29%	50%	49%	48%	45%
	income 200k-plus	11%	1%	25%	12%	10%	12%
Housing Stats	single-family	68%	41%	91%	82%	78%	73%
	multi-family	32%	59%	9%	18%	22%	27%
	vacant	5%	5%	4%	3%	3%	4%
	occupied	95%	95%	96%	97%	97%	96%
	rented	38%	69%	12%	25%	29%	33%
	owned	62%	31%	88%	75%	71%	67%
Total and Voting Age population data from the 2010 Decennial Census							
Voter Registration and Turnout data from the California Statewide Database							
Citizen Voting Age Pop., Age, Immigration, and other demographics from the 2011-2015 American Community Survey 5-year data							
Note: population excludes Tehachapi State Prison							



# Trustee Area Green Map


- Emphasizes compactness and follows major roads
- Has the strongest majority-minority deviation at 54% Citizen Voting-Age Population (CVAP)
- Each high school and middle school attendance area was divided into at least two trustee areas
- All trustee areas have at least two high schools and middle schools
- Green map separates Placentia, Yorba Linda, and Anaheim among four trustee areas, Fullerton among two trustee areas, and Brea solely in one trustee area



# Upcoming By-Trustee Area Elections

## Green Map


Trustee Area	Year	Trustee(s)
1	2020	Carol Downey; Eric Padget
2	2020	Empty
3	2020	Judi Carmona
4	2018	Karin Freeman
5	2018	Carrie Buck



---

# Questions & Answers

---



---

# THANK YOU

---

**For questions or comments, please contact:**

**Shawna M. McKee | Attorney**  
**Atkinson, Andelson, Loya, Ruud & Romo**  
**(949) 453-4276**

**Richard McAlindin | Executive Director**  
**Placentia-Yorba Linda Unified School District**  
**(714) 985-8727**