

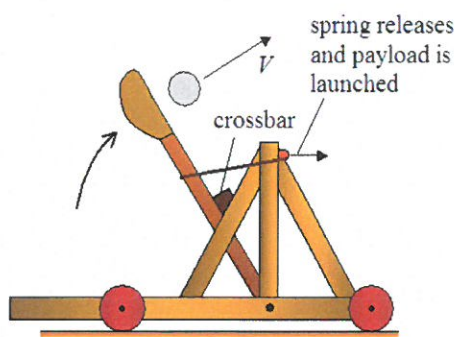
C H E P

2018 EXPO EXTRAVAGANZA & VARIETY SHOW

WEDNESDAY

MARCH 21

4:00-8:00 P.M.



Orange County Department of Education
200 Kalmus Drive, Bldg D, Costa Mesa



- Share your projects and talents with other CHEP families and teachers.
- We are asking all students to please participate.
- Any type of project may be submitted: Science, Social Studies, Cultural Art, Photography, Arts and Crafts, Collections, and Young Authors' Faire books.
- Opportunity available to present your entry.
- Have fun at the Catapult "How far will it go?" competition!
- Enjoy exciting Amazing Animals demonstrations!

Individual Science and Social Studies are the only projects eligible to be judged. All judged projects need to include a written report and display board. Ribbons will be awarded to winners of judged projects.

Share your talents at the Variety Show! Sing, dance, act, or play an instrument, all are welcome! Look through the packet for the audition information.

Important Information



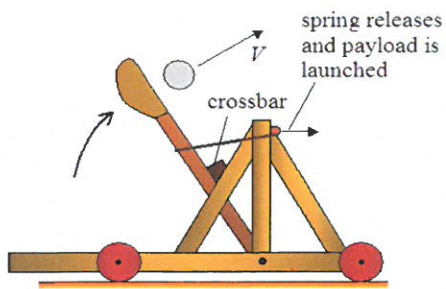
- **Wednesday, March 14**
Entry and competition forms due to your CHEP teacher
- **Tuesday, March 20**
All judged Projects to OCDE between 10 a.m. and 2 p.m.

- **Tuesday, March 20** from 10 a.m. to 2 p.m.
OR
Wednesday, March 21 from 9 a.m. to 2 p.m.
All other projects to OCDE



Come hungry! Dinner and treats will be sold by our PTO!

Cookies and lemonade available at no charge!



CHEP EXPO Extravaganza

2018 Entry Form

Wednesday, March 21, 4:00p.m.-8:00 p.m.

Purpose Hypothesis Research	Project Title Materials and Procedures <div style="border: 1px solid black; height: 20px; width: 100%;"></div>	Results Conclusion
	Data Charts Photos <div style="border: 1px solid black; height: 20px; width: 100%;"></div>	
	<div style="border: 1px solid black; height: 20px; width: 100%;"></div>	
	<div style="border: 1px solid black; height: 20px; width: 100%;"></div>	

This form must be turned in to your CHEP teacher by Wednesday March 14.

Name: _____ Grade: _____

CHEP Teacher: _____ Site: _____

Other names and grades (for Group project) _____

Parent Contact: _____

Email Contact _____ Phone _____


Title of Project _____

Type of Project _____

CHECK ALL THAT APPLY TO YOUR PROJECT	YES	NO
Electrical outlet needed (please bring surge protector or extension cord)		
I'm bringing live animals for my project (they <u>MUST</u> be in an enclosure)		
I have both a display and a report, and would like my project judged. (Due at OCDE , Building D, between 10:00 a.m. and 2:00 p.m. on Tuesday, March 20). Projects delivered outside of this time schedule will be shown with the other non-judged projects.		
I would like to present my project in the Presenters' Room. Please assign me a time.		

In order for all families to enjoy your child's contribution, please do not remove projects from EXPO before 7:30 p.m.—Thank You!

Returning again to our 2018 EXPO . . .



CHEP's

YOUNG AUTHORS' FAIRE

Wow! Last year's submissions were outstanding! The YAF aims to celebrate student work and showcase original books by CHEP young authors/illustrators. All poems/narratives submitted will be on display. EXPO attendees will be able to browse student work and enjoy the finished works of literature. All grade levels are invited to participate in this non-judged event. To submit a book, please complete the CHEP EXPO entry form and give it to your CHEP teacher by Wednesday, March 14.

Guidelines:

- ❖ Books are developed, written, illustrated and edited in their final form by the student author/illustrators
- ❖ Adults or older children may act as recorders for children unable to do this alone
 - These young authors will dictate to the recorders who will note the author's original words
 - All students illustrate their own work
- ❖ Students may receive help with binding as needed/Barebooks may be used (purchased on line)
- ❖ Books can be in any size, shape or design
- ❖ Students may present their book by signing up for a time in our Presenter's Room, 2 – 3 minutes

Elements of a good submission:

- ❖ Written and illustrated by a student or group of students
- ❖ Edited for standard English grammar rules – parents/teachers may help 😊
- ❖ The text appeals to and engages the reader
- ❖ Illustrations support key ideas or events in the text

Fiction:

- ❖ Topic is creatively presented
- ❖ Book is imaginative or innovative in design
- ❖ Story has a clear sequence of events
- ❖ Characters are unique and memorable
- ❖ Descriptively written

Non-fiction:

- ❖ Topic is informative/explanatory
- ❖ Book is educational or instructive
- ❖ Text is well organized, clear, and concise
- ❖ Information is factually correct
- ❖ Sources are cited



Rubric for Judging

What the judge looks for when scoring

DISPLAY:

- A. Title and intent are clearly conveyed
- B. Graphics are relevant and clearly support the topic
Overall appearance/ organization of display
The display may include a model or display materials used in an experiment or talked about in a social studies project
- C. Degree of difficulty and originality
- D. Science only: Results are carefully recorded and give support to the conclusion
- E. Age appropriate display

Testable Question	TITLE	Data Analysis
Hypothesis	<u>Data/Results</u>	
Materials Used	<ul style="list-style-type: none">• Graphs• Data tables• Pictures	
Procedure		Conclusion

REPORT:

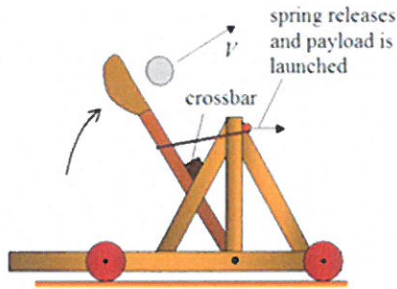
- A. Report is clear and coherent; may be supported with graphics
It should be placed in a separate folder
- B. Provides significant details to support the topic and thesis
This is background research about the topics used in the experiment or about the social studies topic
(For example, a science fair project on plant growth should contain research on photosynthesis, phototropism, etc.)
- C. Ideas and events are presented in logical order
- D. Contains correct grammar, mechanics, punctuation, and spelling
- E. Age appropriate writing

EXPO 2018 CATAPULT

"How far will it go?"

COMPETITION

Entry Form – Due March 14 to your CHEP teacher



Calling all future engineers, scientists, and builders! Our EXPO engineering contest features the return of the catapult. (Trebuchets are okay too!) We will be firing student catapult projects outdoors to find the long-distance winners for both lower grade and upper grade students.

The requirements for building your catapult are as follows:

1. The catapult/trebuchet may be made of any material or combination of materials, but should not cost over \$20.00 to build.
2. Catapults will launch a standard "pink pearl" eraser.
3. The catapult cannot be motorized.
4. The catapult must fit in your car.
5. Parents may help with the catapult, especially if tools are used, BUT all designs should be student generated.

Questions may be directed to Cris Hatfield @ CHEP North at 714.245.6462.

Name _____ Phone _____

Email _____ (please write clearly)

Grade: _____ TK - 3 _____ 4 - 8 CHEP Teacher _____ Site _____

IMPORTANT: On the back of this form, please describe or draw your plans for your catapult.

*Contest begins at 5:30 p.m. with the TK- 3rd grade students.

Upper grade students should be ready to compete by 5:50 p.m.