




EcoPledge Classroom Activity



SYNOPSIS

Make a pledge to help protect the environment for our future. Based on students learning experiences, this pledge could become a Service Learning project for them on their school campus or in their communities.

NGSS CONCEPTS

- 4-ESS3-2. Generate and compare multiple solutions to reduce the impacts of natural Earth processes on humans.
- 5-ESS3-1. Obtain and combine information about ways individual communities use science ideas to protect the Earth's resources and environment.

MATERIALS


- Copies of EcoPledge pages or journal

ACTIVITY

This is a great way to close a unit of study or have the students do after a Field Trip. Have each student come up with their own EcoPledge. You may want to give them some ideas or you can ask the students for their own ideas as a writing activity in their journal. The EcoPledge pages are a way you can help students with some long term goals over the school year. During the school year, check in with your students on their pledge.



EcoPledge Ideas



This list has some ideas on how to live more ecofriendly. Encourage your students to become creative in their ideas.

- Use a reusable water bottle
- Use a reusable lunch bag and lunch containers.
- Use mesh produce bags.
- Buy in bulk, like chips, juice, and milk
- Bring your own straw.
- Turn off the lights when you leave the room.
- Switch to energy efficient light bulbs.
- Pick up litter in your neighborhood
- Start a compost bin.
- Plant a garden.
- Take shorter showers.
- Collect rain water to use in your garden.
- Walk or ride your bike to school.
- Serve yourself only what you can eat.
- Unplug appliances when not in use.
- Eat vegetarian once a week.
- Donate clothes, shoes, and other items that you are no longer using.
- Buy items from a second had store.
- Go to the library for books instead of buying new ones.
- Use cloth napkins.
- Use reusable silverware.
- Save the water you use to wash your produce and use it for house plants or in your garden.
- Chose to not use a straw.
- Keep the drains in your neighborhood clean.
- Recycle batteries, paint, and electronics.
- Reduce the number of hours you play video games.
- Reuse glass and plastic jars to store other items.
- Survey your trash to see where you can reduce the amount of waste.
- Turn off the television and go outside for an extra hour each week.
- Recycle cans and bottles.



Eco-Pledge For the Classroom



Recycle aluminum cans and use the money to purchase the books for your classroom such as 50 Simple Things Children Can Do to Save the Earth, Saving Our Living Earth, or Save the Earth!.

Project completed _____
date

Plant a tree, bush, or flower bed at your school using native vegetation (native plants use less water and attract local insects, butterflies, and birds).

Project completed _____
date

Collect plastic six pack rings and have a “snip-out” party. Birds and other wildlife get caught and die in the plastic loops.

Project completed _____
date

Write a letter to your county board supervisor concerning an environmental issue that is of concern to you or your class. Write to: Honorable_____. 10 Civic Center Plaza, Santa Ana, CA, 92701

Project completed _____
date

Complete an environmental survey of the classroom to see what you can change to help the environment. Some ideas include reducing your use of plastics and styrofoam and reducing the waste of paper and water.

Project completed _____
date

Start waste free lunch day at school. Educate other grade levels about how they can have a waste free lunch. You can have a contest to see which class has the least amount of trash.


Project completed _____
date

Conduct a audit/survey of your classroom/school to see what you can change to help the environment. Inside the Outdoors has energy, water and waste audits available on our website.

Project completed _____
date



Eco-Pledge For the Home



Make bins to recycle aluminum, tin, glass, plastic, and paper. Use the money for a family camping trip, to purchase study tools to investigate nature, or a nature book.

Project completed _____
date

Plant a garden, bush, or flower bed in the yard using native plants. Avoid using chemicals on the plants (soap, water, red chilies, egg shells, and garlic work well to help keep insects from eating your plants!).

Project completed _____
date

Write a letter to the governor concerning an environmental issue that is of concern to you or your family. Write to: Governor _____, State Capitol Bldg., Sacramento, CA, 95821

Project completed _____
date

Complete an environmental survey of your home to see what you can change to help the environment. Some ideas include reducing your use of water, paper, styrofoam, and non-reusable/recyclable plastic.

Project completed _____
date

Organize a clean-up or Adopt-a-Beach program with your neighborhood, club, sports team, church, or scout troop.

Project completed _____
date

Research household products and the hazardous chemicals they contain. Start an awareness campaign about non-toxic alternatives.

Project completed _____
date

Try to have a waste free lunch at least one day a week by using reusable bags and containers for your lunch.

Project completed _____
date