

AFFECTIVE NETWORKS:
THE **WHY** OF LEARNING



RECOGNITION NETWORKS:
THE **WHAT** OF LEARNING



STRATEGIC NETWORKS:
THE **HOW** OF LEARNING



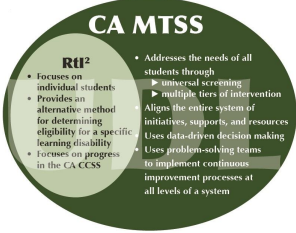



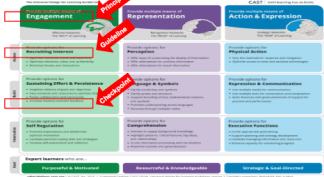
Click on a title below to go to the bookmarked section:

1. [Today's Presentation](#) Learn the Basics of Universal Design for Learning
2. [Additional UDL Resources to Use With Colleagues](#)
3. [Technology Resources](#)
4. [Choice Activities for Engagement, Representation, Action & Expression](#)

Top of the Page

UDL 101 Professional Learning Resources

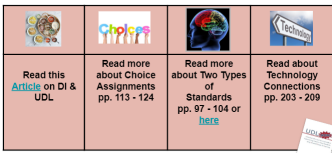
	<ul style="list-style-type: none"> • Respond to the prompt here: padlet.com/ptupy/UDL101 • Want a copy of the Knowledge Rating Charts to use at your site? Access them here. • Video: Link to Gerry Brooks video on Educator Resolutions • Video: Link to Shelley Moore's video on Aiming for the Middle
	<ul style="list-style-type: none"> • Read article in Psychology Today, "Manage Procrastination With the Pomodoro Technique" • Check out the most popular Quora answer on why the technique works and what the research is behind it.
	<ul style="list-style-type: none"> • Paideia Seminar Protocol <ul style="list-style-type: none"> ○ Access the article "Putting it All Together" to learn how RTI, MTSS and UDL align. ○ For an audio recording of the article click on the link for Part 1, Part 2 and Part 3. ○ Additional resource: Chapter 9 of the ELA/ELD Framework
	<p>By embracing the Whole Child approach to teaching and learning, grounded in Universal Design for Learning (UDL), and Culturally Responsive Teaching (CRT), and utilizing Implementation Science and Improvement Science for continuous improvement, the California MTSS framework lays the foundation for the statewide system of support. California's Multi-Tiered System of Support (MTSS) is a comprehensive framework that aligns academic, behavioral, and social-emotional learning in a fully integrated system of support for the benefit of all students. MTSS offers the potential to create needed systemic change through intentional design and redesign of services and supports to quickly identify and match to the needs of all students.</p> <ul style="list-style-type: none"> • Visit the Orange County Department of Education for more information on CA MTSS.




- What is UDL?
 - [What is UDL? Educator Fact Sheet](#) provides an overview of UDL and how it is for all students, including those students with disabilities, because it focuses on flexibility and accessibility.
 - [Video: UDL at the Glance](#) In the video, they discuss the UDL guidelines, so it's a good way to build background knowledge.
 - Learn more about UDL and how it differs from differentiated instruction in this blog post Katie Novak wrote about the [Dinner Party Analogy](#), or you can choose to watch the video instead.
 - View the [UDL Guidelines](#) to reflect on the instructional practices that have been backed by decades of research to be the most effective for all students.
 - If you're looking for a video webinar, Katie Novak introduced the concept of [UDL for Understood.org](#)- it was recorded for the general population of parents so it's an accessible explanation of UDL and how it differs from Differentiated Instruction.
 - [Watch a webinar](#) that gives you a 10-minute overview of the 3 principles of UDL.



- Video: Watch a video that defines learner variability, [Learner Variability and Universal Design for Learning](#) Throughout the video, there will be checkpoints for discussion, pause the video and discuss these points. Note: You can watch the video, you can view the powerpoint slides, or print out the transcript to read.
- Read Chapter 3 in [UDL Theory and Practice The Variability of Learners](#).
- Watch this [short video lecture by Todd Rose](#) who discusses why variability matters.
- This video is a [short explanation of learner variability from Matt Bergman](#), a leading teacher in the nation in UDL implementation
- Read this article, "[Addressing the Variability of Learners in Common Core Aligned Assessments](#)"
























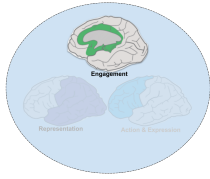
- Video: Gerry Brooks on [Differentiated Instruction](#)
- Choice #1: Read an [article](#) on Differentiated Instruction & UDL
- Choice #2: Read more about choice assignments on pp.113-124 of UDL now or read Chapter 1 from the book [Learning to Choose, Choosing to Learn](#) and read about the benefits of providing choices.
- Choice #3: Read pp. 97-104 in UDL Now or read this [article](#) on content versus methods standards
- Choice #4: Read about technology on pp. 203-209



Engagement:

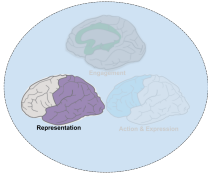
- Choice 1: Read Katie's book pp. 57-66 or go deeper and explore the [guidelines for engagement](#) on CAST's webpage
- Choice 2: Watch Simon Sinek [Start With the Why](#)
- Choice 3: Read [20 Strategies to Motivate Reluctant Learners](#)

<table border="1"> <tr> <td data-bbox="115 117 224 184"> <p>Visit</p>  </td> <td data-bbox="224 117 332 184"> <p>Watch</p>  </td> <td data-bbox="332 117 441 184"> <p>Read</p>  </td> </tr> <tr> <td data-bbox="115 184 224 268"> <p>Explore Ch 9 on vocabulary best practices</p> </td> <td data-bbox="224 184 332 268"> <p>1st Grade Math Lesson or 7th Grade lesson on imagery</p> </td> <td data-bbox="332 184 441 268"> <p>Google Tools for Struggling Students</p> </td> </tr> </table>	<p>Visit</p> 	<p>Watch</p> 	<p>Read</p> 	<p>Explore Ch 9 on vocabulary best practices</p>	<p>1st Grade Math Lesson or 7th Grade lesson on imagery</p>	<p>Google Tools for Struggling Students</p>	<p>Representation:</p> <ul style="list-style-type: none"> Choice 1: Read Katie's book or go deeper and explore the guidelines for representation on CAST's website Choice 2: View this 1st grade Math Lesson or this 7th grade ELA lesson Choice 3: Read about Google Tools to support struggling students
<p>Visit</p> 	<p>Watch</p> 	<p>Read</p> 					
<p>Explore Ch 9 on vocabulary best practices</p>	<p>1st Grade Math Lesson or 7th Grade lesson on imagery</p>	<p>Google Tools for Struggling Students</p>					
<table border="1"> <tr> <td data-bbox="115 329 224 396"> <p>Read</p>  </td> <td data-bbox="224 329 332 396"> <p>Watch</p>  </td> <td data-bbox="332 329 441 396"> <p>Read</p>  </td> </tr> <tr> <td data-bbox="115 396 224 501"> <p>Sample Choice Assignments Here and Here or Read UDL Now! pp. 115-124</p> </td> <td data-bbox="224 396 332 501"> <p>1st Grade ELA Lesson Differentiation & Learning Menus in 7th Grade Social Studies Learning Menus Middle School Math Example</p> </td> <td data-bbox="332 396 441 501"> <p>Top 5 Reasons We Love Giving Students Choice</p> </td> </tr> </table>	<p>Read</p> 	<p>Watch</p> 	<p>Read</p> 	<p>Sample Choice Assignments Here and Here or Read UDL Now! pp. 115-124</p>	<p>1st Grade ELA Lesson Differentiation & Learning Menus in 7th Grade Social Studies Learning Menus Middle School Math Example</p>	<p>Top 5 Reasons We Love Giving Students Choice</p>	<p>Action & Expression:</p> <ul style="list-style-type: none"> Choice 1: Check out two examples of choice assignments from Katie Novak here and here. OR read pp. 115-124 in UDL Now. OR go deeper and explore the guidelines for action & expression on CAST's webpage Choice 2: Watch a 1st Grade ELA lesson, 7th grade social studies lesson or a 5th-8th grade math lesson Choice 3: Read an article from the National Council of Teachers of English on the importance of providing choices in reading.
<p>Read</p> 	<p>Watch</p> 	<p>Read</p> 					
<p>Sample Choice Assignments Here and Here or Read UDL Now! pp. 115-124</p>	<p>1st Grade ELA Lesson Differentiation & Learning Menus in 7th Grade Social Studies Learning Menus Middle School Math Example</p>	<p>Top 5 Reasons We Love Giving Students Choice</p>					
	<ul style="list-style-type: none"> What is the Million Dollar Question? Learn a little more about what UDL looks like in this blog post. <p>Additional Videos:</p> <ul style="list-style-type: none"> UDL Principles and Practices: This suite of videos was created to give examples of what UDL looks like in a classroom. Examples range from Grade 1 to Grade 6. UDL At a Glance: A short video created by CAST illustrates the three principles of Universal Design for Learning. Introduction to UDL: Center Director David Rose tells the story of how the concept Universal Design for Learning came into fruition. Implementing UDL: School teachers, a principal, and Center Director David Rose tell what UDL offers schools today. <ul style="list-style-type: none"> Grade 1 Mathematics: A panel of UDL experts takes you inside a diverse urban school to show master teachers applying the principles and guidelines of UDL. Grade 5 Language Arts: A panel of UDL experts takes you inside a diverse Language Arts classroom to show master teachers applying the principles and guidelines of UDL. Grade 6 Science: A panel of UDL experts takes you inside a science classroom to show master teachers applying the principles and guidelines of UDL. Grade 7 ELA: Katie Novak teaches a lesson on Beowulf incorporating UDL. 						
	<ul style="list-style-type: none"> Utilize Katie Novak's UDL Flowchart to support your universally designed lesson plans Differentiation in math video from Teaching Channel Differentiation in Social Studies video from Teaching Channel (view the math video or choose another Teaching Channel video if you have already seen this video). 						
	<ul style="list-style-type: none"> Please take our survey here 						



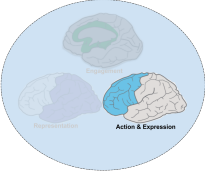
Choice Activities for Engagement

- **Why is engaging kids so important?** Check out these resources to understand why this UDL principle is so critical:
 - Article: [Why UDL Matters for English Language Learners](#)
 - Video: [RSA Animate of Daniel Pink's talk "The surprising truth about what motivates us"](#)
 - Video: [Simon Sinek explains the importance of starting with "why" in his TED Talk on the "Golden Circle"](#)
- **Examples of engagement strategies in action.** What does this look like?
 - Article: [20 Strategies for Motivating Reluctant Learners](#)
 - Website: [CAST's Top 10 Tips for Designing an Engaging Learning Environment](#)
 - Website: [Explore CAST's engagement guidelines and checkpoints](#)
 - Video: [Watch Katie Novak teach a lesson on Beowulf using engaging strategies to explore imagery](#)
- **How does engagement connect to inclusive behavior and inclusive social emotional learning?** Check out these resources below:
 - Video: [Samantha Daly explores the relationship between affect and Social Emotional Learning during a reading task](#)
 - Article: [Edutopia explores the 5 social emotional learning competencies](#)
 - Video: [One school's approach to linking PBIS and UDL](#)
 - Powerpoint: [Link to ppt on academic engagement and the PBIS framework](#)



Choice Activities for Representation

- **Why is representation so important?** Check out these resources to understand why this UDL principle is so critical:
 - Video: [Center for Excellence in Teaching and Learning: UDL Guidelines on Representation](#)
 - Article: [Reading As Thinking: Integrating Strategy Instruction in a Universally Designed Digital Literacy Environment](#)
- **Examples of representation strategies in action.** What does this look like?
 - Article: [Google Tools for Special Needs](#)
 - Website: [UDL Guidelines: Examples and Resources](#)
 - Video: [Videos From National Center on UDL](#) (The Grade 1 Mathematics video emphasizes the Principle of Representation)
 - [Newsela.com](#): a great resource for nonfiction texts that can be adjusted to different lexile levels. Includes embedded assessments.
 - [Readworks.org](#): largest, highest-quality library of curated nonfiction and literary articles in the country, along with reading comprehension and vocabulary lessons, formative assessments, and teacher guidance.
- **How does representation connect to inclusive behavior and social emotional learning?**
 - Powerpoint: [This resources describes how to develop a system for teaching appropriate behavior](#) using different ways to present information (booster assemblies, behavior matrix, etc.)
 - Blog: [Learn about 5 ways to reinforce student behavior without](#)

	bribing kids while teaching prosocial behavior.
	<h3 style="text-align: center;">Choice Activities for Action/Expression</h3> <ul style="list-style-type: none"> ● Why is action/expression so important? Check out these resources to understand why this UDL principle is so critical: <ul style="list-style-type: none"> ○ Article: Read an excerpt from a book on why this principle is so important ○ Book: Read ch. 1 of Mike Anderson's book Learning to Choose, Choosing to Learn ○ Article: Read about the power of providing students with choices in reading from the National Council of Teachers of English ● Examples of action/expression strategies in action. What does this look like? <ul style="list-style-type: none"> ○ Check out two examples of choice assignments from Katie Novak here and here. ○ Website: Visit CAST's website to see examples ○ Technology Resources: Visit this link to learn about technology that can help students demonstrate what they know in different ways ○ Website: See examples for each checkpoint from the National UDL Center. This one focuses on supporting planning and strategy development. ● How does action/expression connect to inclusive behavior and inclusive social emotional learning? Check out these resources below: <ul style="list-style-type: none"> ○ Powerpoint: This resources describes how to develop a system for teaching appropriate behavior and includes choice activities ○ Blog: Learn about 5 ways to reinforce student behavior without bribing kids


[Back to the top](#)


Additional UDL Resources to Use with Colleagues


Articles	
	<ul style="list-style-type: none"> ● Universal Design for Learning: by David H. Rose, Ed. D. and Jenna W. Gravel, Ed. M. <ul style="list-style-type: none"> ○ The concept of 'universal design for learning' is relatively new in education although it has mature roots in other fields. The application of universal design to education has the same general purpose as in other fields: to create environments that are designed, from the outset, to be open and accessible to all. However, the additional demands of learning environments require the compilation of evidence-based guidelines that are focused on teaching and learning rather than information. In this article those guidelines are summarized along with the current status of their research and application. ● Getting from Here to There: UDL, Global Positioning Systems, and Lessons for Improving Education by David H. Rose, Ed. D., and Jenna W. Gravel, Ed. M.


	<ul style="list-style-type: none"> ○ Sadly for education, the commonly-available GPS exemplifies the principles and guidelines of Universal Design for Learning better than most educational curricula. This article draws playful and important parallels as it explores the features of the GPS through the lens of the UDL guidelines. ● Different Paths Up the Same Mountain: by Daniel Jhin Yoo <ul style="list-style-type: none"> ○ A 5-step instructional design process that integrates standards-based instruction and Universal Design for Learning
--	---

Books	
--------------	--

	<p>UDL Now! Teacher's Guide to Applying Universal Design for Learning in Today's Classrooms by Katie Novak</p> <p>In this revised and expanded edition of the bestseller <i>UDL Now!</i> Katie Novak provides practical insights and savvy strategies for helping all learners meet high standards using the Universal Design for Learning (UDL) framework. Novak shows how to use the UDL Guidelines to plan lessons, choose materials, assess learning, and improve instructional practice. Novak discusses key concepts such as scaffolding, vocabulary-building, and using student feedback to inform instruction.</p>
---	---

	<p>Universal Design for Learning Theory and Practice by Anne Meyer, David H. Rose, & David Gordon</p> <p>Anne Meyer and David Rose, who first laid out the principles of UDL, provide an ambitious, engaging discussion of new research and best practices. This book gives the UDL field an essential and authoritative learning resource for the coming years.</p>
--	---

	<p>Universally Designed Leadership Applying UDL to Systems & Schools by Katie Novak and Kristan Rodriguez</p> <p>In this book, veteran school leaders Novak and Rodriguez provide school leaders and educators with a guidebook for putting the UDL framework into practice. They show how to guide district and school staff in discussions around student data and use the UDL guidelines to shape curriculum decisions. <i>Universally Designed Leadership</i> is a must-read for any education leader who wants to create more equitable, inclusive, and effective learning environments.</p>
---	--



[UDL: Moving from Exploration to Integration](#)

Edited by Elizabeth Berquist

This collection of case stories edited by Elizabeth Berquist showcases the practical challenges and solutions of implementing UDL in systems, states, and schools across the United States.




[Let Them Thrive](#)

[A Playbook for Helping Your Child Succeed in School and in Life](#)

by Katie Novak, Ed.D.

Bestselling author Katie Novak is back with an engaging UDL primer for parents that shows them how to support and advocate for learning opportunities that leverage their children's strengths and interests. *Let Them Thrive* will show you the most effective strategies for supporting your children based on research and best practices in the learning sciences.




[Culturally Responsive Design for English Learners](#)

[The UDL Approach](#)

by Patti Kelly Ralabate and Loui Lord Nelson



Culturally Responsive Design for English Learners uses UDL, which addresses the innate brain-based differences of learners, and CRT, a pedagogy that responds to learners' cultural differences, to design culturally responsive instruction that's inclusive of all learners. These frameworks are also brought together to specifically address the learning needs faced by English Learners (ELs).







[Elevating Co-Teaching Through UDL](#)









by Elizabeth Stein



Universal Design for Learning (UDL), a framework for designing inclusive learning environments, offers co-teachers structure and guidance in pursuing their goal to create successful learning environments for all students. In this book, veteran co-teacher and UDL expert Elizabeth Stein shows how to apply the UDL principles and guidelines to the practice of co-teaching.

	<p><u>UDL in the Cloud</u> <u>How to Design and Deliver Online Education Using Universal Design for Learning</u> by Katie Novak and Tom Thibodeau</p> <p><i>UDL in the Cloud</i> helps educators design and deliver more accessible, engaging, and effective online learning experiences. Drawing on years of experience in K-12 and postsecondary settings, authors Katie Novak and Tom Thibodeau offer a highly practical approach to developing e-courses, virtual snow days, flipped classes, and blended learning experiences that meet the needs of diverse learners.</p>
<p>Podcasts</p>	
	<p>UDL in 15 Minutes - The Podcast by Loui Lord Nelson <u>https://theudlapproach.com/media/</u></p>

[Back to the top](#)

<p>Technology Resources</p>	
	<p>Use this <u>site</u> to create, share, publish, and read digital books that engage and support diverse learners according to their individual needs, interests, and skills.</p>
	<p>Unlike slides, which literally box you in, <u>Prezi</u> gives you a limitless zoomable canvas and the ability to show relationships between the big picture and fine details. The added depth and context makes your message more likely to resonate, motivate, and get remembered, whether it's your bread-and-butter sales pitch, a classroom lecture, or a TED Talk to the world's foremost thinkers.</p>
	<p><u>Glogster</u> lets you create online multimedia posters. Combine all kinds of media on one page and create fantastic posters that really tell the story.</p>
	<p><u>Voki</u> is a FREE service that lets you create customized avatars, add voice to your Voki avatars, post your Voki to any blog, website, or profile, take advantage of Voki's learning resources</p>

	<p>Tellagami is a fun, new way to share animated messages. Customize your character. Change its mood or outfit. Record your voice or add dialogue. Then share your Gami.</p>
	<p>Wordle is a toy for generating “word clouds” from text that you provide. The clouds give greater prominence to words that appear more frequently in the source text. You can tweak your clouds with different fonts, layouts, and color schemes. The images you create with Wordle are yours to use however you like. You can print them out, or save them to your own desktop to use as you wish.</p>
	<p>Presentations That Inspire. Meet Haiku Deck, a completely new kind of presentation software. We make telling your story simple, beautiful, and fun.</p>
	<p>Keeping your students engaged is hard. PowToon generates excitement and motivation in any classroom - no matter the age of the student. Create animated videos and presentations.</p>
	<p>Explore a resource you can use to post videos as resources. If you want your students to view a video, you can use the video annotation service to focus and assist your learners in the process of understanding the video. Hapyak allows you to add annotations, divide the video into chapters, add links to supporting information and create in video assessments. HapYak allows for the creation of five interactive videos per month for free. Also note that you can use the transcription services of YouTube for videos under ten minutes to provide a text version of your videos.</p>
	<p>Draw/create mind maps that are saved into your Google Drive to share with students with MindMup. Mind map in the cloud. Zero-friction, free online mind mapping. Opensource mindmapping software. The most productive online mind map canvas on the Web.</p>
	<p>Animoto is a video creation service (online and mobile) that makes it easy and fun for anyone to create and share extraordinary videos using their own pictures, video clips, words and music.</p>
	<p>ThingLink is an interactive media platform used to create more engaging content by adding rich media links to photos and videos. Use ThingLink to create interactive news photography, maps, posters, family albums, infographics, and shoppable product catalogs in minutes! You can keep track of how people interact with your content as it spreads across the web.</p>

	<p>Create beautiful electronic newsletters. Take your newsletter to the next level. Easily share your news on Facebook, Twitter, and more. Smore's built-in tools make spreading your message fast and effective</p>
	<p>Flipsnack is an application that helps make a presentation into a flip book. FlipSnack is everything you need to easily publish captivating online magazines, transforming your pdfs into online flipbooks. It works and looks great across all digital platforms, engaging your customers with interactive experiences and making it easy to sell directly from the pages of your digital publication.</p>

[Back to the top](#)